

Producing Kansas Certified Seed

Steve F. Schuler

Kansas Crop Improvement Association

- KCIA utilizes two electronic portals for which you must set up accounts.
 - *myFields* – used to make field application
 - *Testing/Seed Lot Mgmt* – used to view test results and to conduct most seed activity

Both of these may be accessed at www.kscrop.org

Producing Kansas Certified Seed

Certified seed producers have a long history of providing Kansas farmers with quality, varietally-pure, seed. Certified seed is produced, labeled, and sold in compliance with the certification standards of Kansas Crop Improvement Association (KCIA), and state and federal seed laws.

Producing Kansas Certified Seed

While anyone may produce certified seed, they must do so under KClA oversight in accordance with KClA standards, and in compliance with seed law.

This tutorial will acquaint new certifiers with the basics of certified seed production. Additional information may be found at www.kscrop.org or by contacting Kansas Crop Improvement.

Standards and Procedures

It is important to read and understand the standards and procedures governing certified seed production prior to entering seed certification. The ***Kansas Certification Standards*** contains the general standards for certification as well as for the specific crop(s) to be produced. These can be viewed at our website or obtained from KCIA.

Standards and Procedures

The *Kansas Seed Certification Procedures* outlines accepted procedures for complying with certification standards, field compliance, completing certification, and marketing certified seed.

Also included are examples of the documentation required. The procedures may be viewed online or obtained through the KCIA office.

Field Selection


Field choice is very important. Problems present in the field at planting may cause difficulty in meeting certification requirements.

Field history must conform to the standards specific to the crop grown. Generally, not always, there is a minimum 12-month restriction on previous crop.

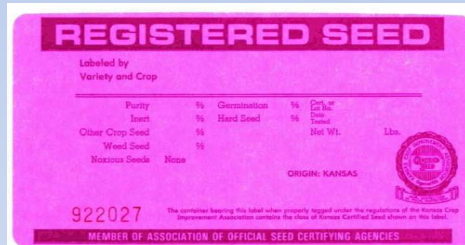
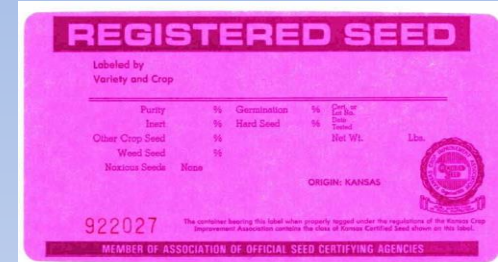
Presence of prohibited weeds or prohibited crops, or excessive objectionable or common weeds may lead to field rejection by KCIA.

Read and understand the field standards for the specific crop of interest.

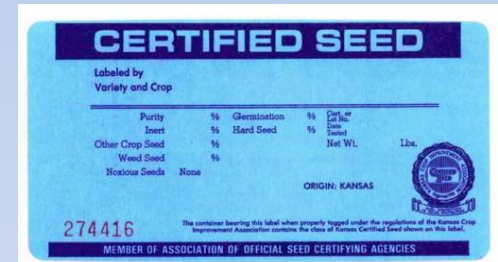
Select Proper Seed Source



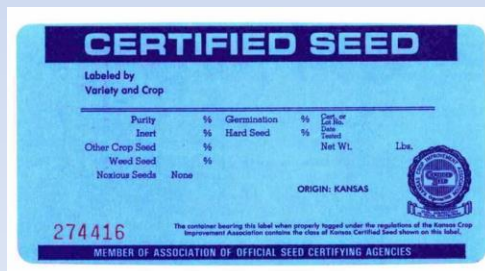
to produce



to produce



to sell



Apply For Certification

Contact KCIA for guidance if new to certification.

Membership in KCIA is not a requirement, but membership is usually more economical than paying non-member service fees.

Complete an application in our *myfields* for each field and attach/upload a seed label from the seed planted in that field to each form.

Submit field applications to KCIA before any established deadlines for the specific crop.

Review Statement and Make Payment

Based upon the field applications submitted to KCIA, a ***Statement of Fields Applied for Inspection*** will be sent listing all fields submitted and assessment of fees.

The applicant must review the statement, make necessary corrections or additions and return the statement, with payment, to KCIA prior to the established deadline.

Prepare Field For Inspection

Certification standards specific for the crop should guide the applicant in preparing the field for the field inspector.

Ensure proper isolation and separation from adjoining fields.

The crop must be within stated tolerances for varietal purity. Presence of excessive off-types will cause field rejection. Fields should be walked, and if necessary, off-types rogued (removed).

Prepare Field For Inspection

The crop standards will list prohibited and objectionable weeds. Uncontrolled prohibited weeds in the field will lead to field rejection.

Objectionable weeds may be present but not in excessive quantity. However, objectionable and common weeds present to the extent that field inspection is hampered, are cause for field rejection.

Prepare Field For Inspection

Prohibited crops, such as rye or triticale in wheat, are forbidden in certified fields and must be removed prior to inspection.

As harvest nears, call KCIA to schedule a field inspection 7 to 10 days prior to the anticipated harvest date. This will allow for proper scheduling and prevent harvest delays.

A field harvested prior to field inspection can not be certified.

Harvest and Storage

Once a field has passed field inspection, it may be harvested. All equipment, combines, trucks, gravity wagons, augers, bins, etc. must be clean to ensure maintenance of varietal purity.

In storage, seed condition must be maintained in order to meet seed quality standards when sampled and tested.

Conditioning and Testing

Seed to be certified must be conditioned (cleaned) by a KCIA Approved Conditioner. A grower may apply to KCIA to clean his/her own seed as a Grower Conditioner if the proper conditioning equipment is owned.

Once seed has been cleaned it must be sampled and the sample submitted to KCIA for testing. Test progress can be viewed in your **Seed Lot Management Dashboard** account.

Upon favorable test results the seed lot will become active in your dashboard account and available to sell.

Seed Lot Management Dashboard

When a seed lot becomes active, it can be sold using the dashboard. All activity must be conducted through the dashboard. This is the means of accounting for the disposition of certified seed as required by standards and seed law.

Two exceptions to the above are intra- and interstate movement of pre-conditioned seed from an approved field (transfer), and interstate movement of seed that has completed certification (Resale). In these cases, forms from KCIA must be used.

Marketing Certified Seed

Seed must be properly labeled to be sold legally.

Failure to properly label the seed will lead to loss of certification for that seed.

Labeling of certified seed is subject to KCIA standards and to State and Federal seed laws.

The seed lot management dashboard allows users to print retail, and in-state resale certificates, and has a portal to order labels from KCIA.

It is the applicant's responsibility that all seed is properly labeled.

Reporting

KCIA is required to track certified seed. Proper use of the dashboard accomplishes reporting to KCIA except for the forms used for transfers and out-state resales. KCIA must receive its copy of these forms, usually within 5 business days of the transaction.

A ***Statement of Unaccounted for Fields*** may be sent to you and must be reviewed, completed, and returned prior to deadline. It will list fields applied for and inspected, but for whatever reason have not completed certification.

Thank You

KCIA welcomes you to seed certification and hopes that you find it rewarding and profitable.

This presentation is a brief overview of seed certification. Additional and more detailed information may be found at our website: www.kscrop.org or by contacting our office at 785-532-6118.

We are happy to assist you.